






**H₂O**ceano 15/23/28**H₂O**ceano 15/23/28 closed tank**WOOD THERMO FIREPLACE**

	16,6 kW		8,2 kW _{H₂O}
	23,0 kW		13,3 kW _{H₂O}
	28,1 kW		17,4 kW _{H₂O}

	435 m ³		4,4 kg/h
	600 m ³	<small>max</small>	6,1 kg/h
	730 m ³		7,5 kg/h

Energy

A⁺⁺**A⁺**A
B
C
D
E
F
G

	cm 74x62x135 h (15)
	cm 88x68x147 h (23)
	cm 106x78x147 h (28)